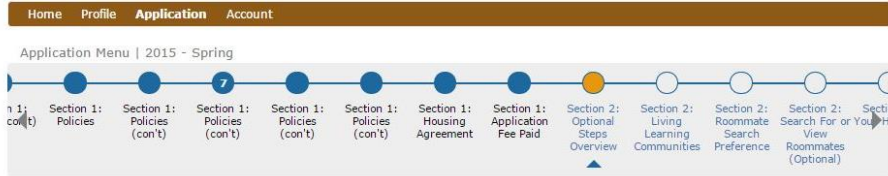


Housing Application: Search For or View Roommates

You have the ability to select roommates in *Section 2: Search For or View Roommates* of the housing application. Here are different ways you can select roommates:



Section 2: Optional Steps Overview

(Step 12 of 22)

Congratulations! You have completed Section 1 of the Housing U application. You are now eligible to receive a reservation time. Reservation times begin on March 23 for upper division students and on April 10 for first-time freshmen.

For applicants under 18: Please be sure you have completed the [Under 18 Agreement](#) if you are under the age of 18 at the time of this application. You need to send the signature page to the Housing & Residential Education office by either mail, email or fax. Address information is provided on the agreement.

In Section 2, you have the opportunity to apply for a space in one of our Living Learning Communities or Search For or View Roommates. To continue to Section 2, click Save & Continue. Section 2 is completely optional. You can access Section 2 at any time.

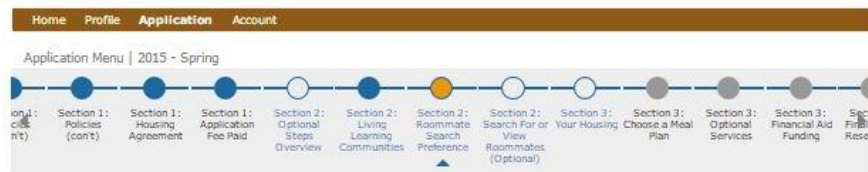
Save & Continue

©2007 HOUSING & RESIDENTIAL EDUCATION | BENCHMARK PLAZA, BUILDING 822 | 5 HERITAGE CENTER | SALT LAKE CITY, UTAH 84112-2036 | 801.587.2002
THE UNIVERSITY OF UTAH | WEBMASTER | DISCLAIMER | PRIVACY

Housing Portal - v9.3 (2687) - Db 9.3 - © StarRez Inc. 2015

Roommate Search Preference

The roommate search is optional. It is possible to reserve a room without pre-selecting a roommate. To opt out of the roommate search tool, **uncheck** the box. Please note that by opting out of the search you will not be able to search for roommates and people will not be able to search for you. If you choose to opt out, during your reservation time you will only select your bed space. If you choose a bed space in a double room, a roommate will be selected for you at random.



Section 2: Roommate Search Preference

(Step 14 of 22)

Roommate Matching

The Housing U application uses a roommate matching system to help you select a roommate. If you would prefer to **not be included** in the Roommate Search (no one can search for you and you will not be able to search for roommates), uncheck the following box. This option may be changed at any time.

Include in Roommate Search

Save & Continue

©2007 HOUSING & RESIDENTIAL EDUCATION | BENCHMARK PLAZA, BUILDING 822 | 5 HERITAGE CENTER | SALT LAKE CITY, UTAH 84112-2036 | 801.587.2002
THE UNIVERSITY OF UTAH | WEBMASTER | DISCLAIMER | PRIVACY

Housing Portal - v9.3 (2687) - Db 9.3 - © StarRez Inc. 2015

To be sure you are included in the **Roommate Matching** pool and able to use the roommate search options you must check the **Include in Roommate Search** box at the beginning of Section 2.

Home Profile **Application** Account

Application Menu | 2015 - Spring

Section 1: Policies (cont) Section 1: Housing Agreement Section 1: Application Fee Paid Section 2: Optional Steps Overview Section 2: Living Learning Communities Section 2: Roommate Search Preference Section 2: Search For or View Roommates (Optional) Section 3: Search For or View Your Housing Plan Section 3: Choose a Meal Plan Section 3: Optional Services Section 3: Financial Aid Funding Section 3: Final Step of Registration

Section 2: Roommate Search Preference (Step 14 of 22)

Roommate Matching

The Housing U application uses a roommate matching system to help you select a roommate. If you would prefer to **not be included** in the Roommate Search (no one can search for you and you will not be able to search for roommates), uncheck the following box. This option may be changed at any time.

Include in Roommate Search

[Save & Continue](#)

©2007 HOUSING & RESIDENTIAL EDUCATION | BENCHMARK PLAZA, BUILDING #22 | 5 HERITAGE CENTER | SALT LAKE CITY, UTAH 84112-2036 | 801.587.2002
THE UNIVERSITY OF UTAH | WEBMASTER | DISCLAIMER | PRIVACY

Housing Portal - v9.3 (2687) - Db 9.3 - © StarRez Inc. 2015

If you choose to use the Roommate search tool, you can either pick a known student or pick someone based on similar interests.

1. **Select someone you know.** Students searching for specific roommates need to click on *Add Known Roommate*. You must have the student identification number (uNID) and date of birth for the requested roommate. In order to use this feature all students need to have applied for housing and selected to be included in the roommate search. Students you select as roommates will be notified automatically, and they will need to confirm your request prior to their room reservation.

Home Profile **Application** Account

Application Menu | 2015 - Spring

Section 1: Policies (cont) Section 1: Housing Agreement Section 1: Application Fee Paid Section 2: Optional Steps Overview Section 2: Living Learning Communities Section 2: Roommate Search Preference Section 2: Search For or View Roommates (Optional) Section 3: Search For or View Your Housing Plan Section 3: Choose a Meal Plan Section 3: Optional Services Section 3: Financial Aid Funding Section 3: Final Step of Registration

Section 2: Search For or View Roommates (Optional) - Add Known Roommate (Step 15 of 22)

Main | **Add Known Roommate** | Automatic Search

Using the Add Known Roommate tool below, you can select other students that you know personally to be added as your roommate(s). You must know their student identification number (uNID) and their date of birth. Students that you select will be notified automatically, and they will need to confirm your request prior to them making a room reservation.

Can't find someone? If you are not able to find an applicant and you are certain you are entering the right uNID and date of birth, there could be several reasons for this:

1. They have not applied for housing yet. In order to use this feature, both parties must have applied for housing and paid the application fee.
2. They could have a different classification as you. Some students may have transfer credits which might classify them as sophomores and you are a freshman. This would prevent you from finding them and them finding you using this tool.
3. They could have been selected to live in a Living Learning Community different than you. Living Learning Community applicants are only able to search for other applicants in that particular community.
4. They may have opted out of the roommate search in the previous step. They can change this status by contacting our office.

Student ID:

Date of Birth:

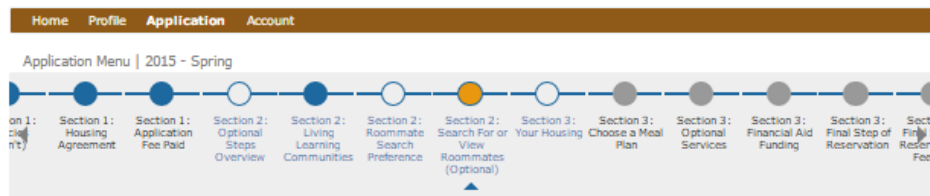
[Search](#)

For the Student ID number, please substitute a ZERO for the "0". (i.e 00xxxxxx instead of u0xxxxxx)

If you can't find someone, it could be because of the following

- They have not applied for housing yet.
- They could have a different classification than you (some students may have transfer credits, which might classify them as a sophomore and you are a freshman).
- They could have been selected to live in a Living Learning Community.
- They may have opted out of the roommate search tool in the previous step. They can change this by contacting our office.

2. **Select someone with similar interests.** By clicking on the *Automatic Search* tool, you will be able to view potential roommates based on similar responses to the profile question in Section 1 of the housing application. Students you select as roommates will be notified automatically, and they will need to confirm your request prior to making their room reservation.



Section 2: Search For or View Roommates (Optional) - Automatic Search

(Step 15 of 22)

[Main](#) | [Add Known Roommate](#) | **Automatic Search**

Using the *Automatic Search* tool, applicants will be able to view potential roommates based on similar responses to the profile questions in Section 1 of the application. Students you select as roommates will be notified automatically, and they will need to confirm your request prior to them selecting their room.

This search will only show students who have applied for housing and have the same class standing as you (ie freshman, upper division, graduate). They are shown in decreasing order of relevance to your answers to the profile questions.

Below you can view similar students' profile, request them as a roommate, or send them a message. If you choose *Request*, the selected student will automatically be sent an email (to their Umail account) requesting them to confirm your request.

Searching for Roommates in Living Learning Communities (LLC)

In order to search for known roommates, the known roommate needs to have been accepted into the same LLC. If you have been accepted into a LLC, you will only be able to see students who have been accepted into the same LLC through the *Automatic Search* tool.

Room Reservations with Selected Roommates

After all roommates are confirmed, the roommate with the earliest reservation time will have the ability to select all previous confirmed roommates into their room/suite. The ability to select confirmed roommates is dependent on overall room availability.

The University of Utah is a public educational institution. We do not collect or provide information regarding race, color, national origin, status as a person with disability, religion, sexual orientation, gender identity and gender expression or veterans status, for the purposes of room or roommate selection.

The University of Utah is fully committed to affirmative action and to its policies of nondiscrimination and equal opportunity in all programs, activities, and employment with regard to race, color, national origin, sex, age, status as a person with a disability, religion, sexual orientation, and status as a veteran or disabled veteran. The University seeks to provide equal access to its programs, services and activities for people with disabilities. Reasonable prior notice is needed to arrange accommodations. Evidence of practices not consistent with these policies should be reported to the Office of Equal Opportunity and Affirmative Action, 801-581-8365 (V/TDD). Upon request, this information is available in alternative formats, such as cassette, Braille or large print.